

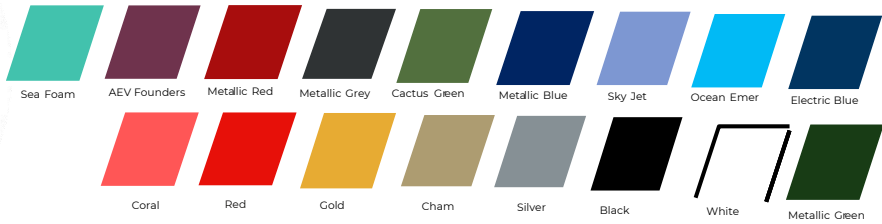
ADVENT 2 | ADVANCEDEV™



GENERAL



COLOR



SEATS



CAPACITY



BATTERY



UPGRADES



WINDSHIELD

DOT Rated With Toughened Flat Glass W/ Electric Wiper

SEATS

Custom Stitched Premium Leather:

- Flat
- Bolstered

BATTERY

- Eco Lithium
- 160Ah Battery Pack

MULTIMEDIA

- Eco X Gear 32®
- Soundbar
- Eco Sound Subwoofer

OTHER UPGRADES

- Custom Key Upgrade
- Enclosure
- Floor Mat
- Club Protector

DIMENSIONS



Overall LxWxH: 107.9in x 47.6in x 71.7in

Curb Weight: 1235 lbs

BODY CONFIGURATION



Windshield	Folding Acrylic/DOT Approved
Roof	Aluminum Alloy Frame
Floor	Aluminum Profile Non-Slip Floor, High Strength Structure, Corrosion Resistant, Aging Resistant
Mirrors	Adjustable & Foldable Side Mirrors
Lights & Warning Signals	Adjustable High/Low Beam LED Headlights, LED Daytime Running Lights, LED Tail Lights, Brake Lights, Single Arm Combination Turn Signal with Horn Switch
Safety	Safety Retractable Seat Belts & Auto-Lock Electronic Motor Parking Brake With Safety Reverse Buzzer, With 4 Way Emergency Flashers
Dash	Molded Instrument Panel, Locking Glove Box Doors, LCD Multi-Media Bluetooth Touch Screen Monitor With External Speakers, LED Speedometer, FNR Switch, Reverse Back Up Camera, Multiple Cup Holders, Double USB & Type C Ports, 12V Power Supply
Steering	Double-Ended Rack And Pinion, Self-Adjusting With Custom Steering Wheel
Braking System	Four Wheel Hydraulic Disc Brake + Electromagnetic Motor Brake
Front Suspension	Double A-Frame Independent Front Suspension With Coil Spring over Hydraulic Shock Absorbers
Rear Suspension	Coil Springs over Hydraulic Shock Absorbers + Rear Stabilizing Sway Bar, Split Case Transaxle With 12.31:1 Gear Ratio
Tires	215x50-12 Tire With Aluminum Alloy Wheels

ELECTRICAL SYSTEM



Controller	Advanced EV Controller 48V 350AMP
Motor	AC Motor 48V/4KW
Charger	ECO 51.2 Volt 15Ah Lithium Onboard Charger
Battery	ECO 51.2 Volt 105Ah Lithium Battery Pack



GENERAL



COLOR



SEATS



CAPACITY



BATTERY



DIMENSIONS



Overall LxWxH: 109.6in x 47.6in x 75.2in

Curb Weight: 1290 lbs

BODY CONFIGURATION



Windshield	Folding Acrylic/DOT Approved
Roof	Aluminum Alloy Frame
Floor	Aluminum Profile Non-Slip Floor, High Strength Structure, Corrosion Resistant, Aging Resistant
Mirrors	Adjustable & Foldable Side Mirrors
Lights & Warning Signals	Adjustable High/Low Beam LED Headlights, LED Daytime Running Lights, LED Tail Lights, Brake Lights, Single Arm Combination Turn Signal with Horn Switch
Safety	Safety Retractable Seat Belts & Auto-Lock Electronic Motor Parking Brake With Safety Reverse Buzzer, With 4 Way Emergency Flashers
Dash	Molded Instrument Panel, Locking Glove Box Doors, LCD Multi-Media Bluetooth Touch Screen Monitor With External Speakers, LED Speedometer, FNR Switch, Reverse Back Up Camera, Multiple Cup Holders, Double USB & Type C Ports, 12V Power Supply
Steering	Double-Ended Rack And Pinion, Self-Adjusting With Custom Steering Wheel
Braking System	Four Wheel Hydraulic Disc Brake + Electromagnetic Motor Brake
Front Suspension	Double A-Frame Independent Front Suspension With Coil Spring over Hydraulic Shock Absorbers
Rear Suspension	Coil Springs over Hydraulic Shock Absorbers + Rear Stabilizing Sway Bar, Split Case Transaxle With 12.31:1 Gear Ratio
Tires	215 x 50-12 Tire With Aluminum Alloy Wheels

ELECTRICAL SYSTEM



Controller	Advanced EV Controller 48V 350AMP
Motor	AC Motor 48V/4KW
Charger	ECO 51.2 Volt 15Ah Lithium Onboard Charger
Battery	ECO 51.2 Volt 105Ah Lithium Battery Pack

UPGRADES



WINDSHIELD

DOT Rated With Toughened Flat Glass W/ Electric Wiper

SEATS

Custom Stitched Premium Leather:

- Flat
- Bolstered

BATTERY

- Eco Lithium
- 160Ah Battery Pack

MULTIMEDIA

- Eco X Gear 32®
- Soundbar
- Eco Sound Subwoofer

OTHER UPGRADES

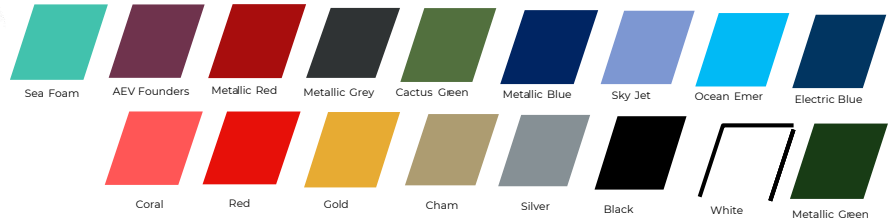
- Custom Key Upgrade
- Enclosure
- Floor Mat




GENERAL



COLOR



SEATS



CAPACITY



BATTERY



UPGRADES



WINDSHIELD

DOT Rated With Toughened Flat Glass W/ Electric Wiper

SEATS

Custom Stitched Premium Leather:

- Flat
- Bolstered

BATTERY

- Eco Lithium
- 160Ah Battery Pack

MULTIMEDIA

- Eco X Gear 32[®]
- Soundbar
- Eco Sound Subwoofer

OTHER UPGRADES

- Custom Key Upgrade
- Enclosure
- Floor Mat
- Clays Basket

DIMENSIONS



Overall LxWxH: 115.4in x 53.9in x 81.1in

Curb Weight: 1345 lbs

BODY CONFIGURATION



Windshield	Folding Acrylic/DOT Approved
Roof	Aluminum Alloy Frame
Floor	Aluminum Profile Non-Slip Floor, High Strength Structure, Corrosion Resistant, Aging Resistant
Mirrors	Adjustable & Foldable Side Mirrors
Lights & Warning Signals	Adjustable High/Low Beam LED Headlights, LED Daytime Running Lights, LED Tail Lights, Brake Lights, Single Arm Combination Turn Signal with Horn Switch
Safety	Safety Retractable Seat Belts & Auto-Lock Electronic Motor Parking Brake With Safety Reverse Buzzer, With 4 Way Emergency Flashers
Dash	Molded Instrument Panel, Locking Glove Box Doors, LCD Multi-Media Bluetooth Touch Screen Monitor With External Speakers, LED Speedometer, FNR Switch, Reverse Back Up Camera, Multiple Cup Holders, Double USB & Type C Ports, 12V Power Supply
Steering	Double-Ended Rack And Pinion, Self-Adjusting With Custom Steering Wheel
Braking System	Four Wheel Hydraulic Disc Brake + Electromagnetic Motor Brake
Front Suspension	Double A-Frame Independent Front Suspension With Coil Spring over Hydraulic Shock Absorbers
Rear Suspension	Coil Springs over Hydraulic Shock Absorbers + Rear Stabilizing Sway Bar, Split Case Transaxle 12.31:1 Gear Ratio
Tires	23 x 10.5-12 Tire With Aluminum Alloy Wheels
Off-Road Aesthetics	Brush Guard + Fender Flares

ELECTRICAL SYSTEM



Controller	Advanced EV Controller 48v 450AMP
Motor	AC Motor 48V/5KW
Charger	ECO 51.2 Volt 15Ah Lithium Onboard Charger
Battery	ECO 51.2 Volt 105Ah Lithium Battery Pack



GENERAL



COLOR



SEATS



CAPACITY



BATTERY



UPGRADES



WINDSHIELD

DOT Rated With Toughened Flat Glass W/ Electric Wiper

SEATS

Custom Stitched Premium Leather:

- Flat
- Bolstered

BATTERY

- Eco Lithium
- 160Ah Battery Pack

MULTIMEDIA

- Eco X Gear 32[®]
- Soundbar
- Eco Sound Subwoofer

OTHER UPGRADES

- Custom Key Upgrade
- Enclosure
- Floor Mat

DIMENSIONS



Overall LxWxH: 132.3in x 47.6in x 74.8in

Curb Weight: 1301 lbs

BODY CONFIGURATION



Windshield	Folding Acrylic/DOT Approved
Roof	Aluminum Alloy Frame
Floor	Aluminum Profile Non-Slip Floor, High Strength Structure, Corrosion Resistant, Aging Resistant
Mirrors	Adjustable & Foldable Side Mirrors
Lights & Warning Signals	Adjustable High/Low Beam LED Headlights, LED Daytime Running Lights, LED Tail Lights, Brake Lights, Single Arm Combination Turn Signal with Horn Switch
Safety	Safety Retractable Seat Belts & Auto-Lock Electronic Motor Parking Brake With Safety Reverse Buzzer, With 4 Way Emergency Flashers
Dash	Molded Instrument Panel, Locking Glove Box doors, LCD Multi-Media Blue tooth Touch Screen Monitor With External Speakers, LED Speedometer, FNR Switch, Reverse Back Up Camera, Multiple Cup Holders, Double USB & Type C Ports, 12V Power Supply
Steering	Double-Ended Rack And Pinion, Self-Adjusting, With Custom Steering Wheel
Braking System	Four Wheel Hydraulic Disc Brake + Electromagnetic Motor Brake
Front Suspension	Double A-Frame Independent Front Suspension With Coil Spring over Hydraulic Shock Absorbers
Rear Suspension	Coil Springs over Hydraulic Shock Absorbers + Rear Stabilizing Sway Bar, Split Case Transaxle 12.31:1 Gear Ratio
Tires	215x50-12 Tire With Aluminum Alloy Wheels

ELECTRICAL SYSTEM



Controller	Advanced EV Controller 48V 450AMP
Motor	AC Motor 48V/5KW
Charger	ECO 51.2 Volt 15Ah Lithium Onboard Charger
Battery	ECO 51.2 Volt 105Ah Lithium Battery Pack


ADVENT 4FL ADVANCED^{EV}



GENERAL



COLOR



SEATS



CAPACITY



BATTERY



DIMENSIONS



Overall LxWxH: 132.3in x 52in x 79.9in

Curb Weight: 1424 lbs

BODY CONFIGURATION



Windshield	Folding Acrylic/DOT Approved
Roof	Aluminum Alloy Frame
Floor	Aluminum Profile Non-Slip Floor, High Strength Structure, Corrosion Resistant, Aging Resistant
Mirrors	Adjustable & Foldable Side Mirrors
Lights & Warning Signals	Adjustable High/Low Beam LED Headlights, LED Daytime Running Lights, LED Tail Lights, Brake Lights, Single Arm Combination Turn Signal with Horn Switch
Safety	Safety Retractable Seat Belts & Auto-Lock Electronic Motor Parking Brake With Safety Reverse Buzzer, With 4 Way Emergency Flashers
Dash	Molded Instrument Panel, Locking Glove Box doors, LCD Multi-Media Blue tooth Touch Screen Monitor With External Speakers, LED Speedometer, FNR Switch, Reverse Back Up Camera, Multiple Cup Holders, Double USB & Type C Ports, 12V Power Supply
Steering	Double-Ended Rack And Pinion, Self-Adjusting With Custom Steering Wheel
Braking System	Four Wheel Hydraulic Disc Brake + Electromagnetic Motor Brake
Front Suspension	Double A-Frame Independent Front Suspension With Coil Spring over Hydraulic Shock Absorbers
Rear Suspension	Coil Springs over Hydraulic Shock Absorbers + Rear Stabilizing Sway Bar Split Case Transaxle 12.31:1 Gear Ratio
Tires	23x105-12 Tire With Aluminum Alloy Wheels
Off-Road Aesthetics	Brush Guard + Fender Flares

ELECTRICAL SYSTEM



Controller	Advanced EV Controller 48V 450AMP
Motor	AC Motor 48V/5KW
Charger	ECO 51.2 Volt 15Ah Lithium Onboard Charger
Battery	ECO 51.2 Volt 160 Ah Lithium Battery Pack

UPGRADES



WINDSHIELD

DOT Rated With Toughened Flat Glass W/ Electric Wiper

SEATS

Custom Stitched Premium Leather:

- Flat
- Bolstered

BATTERY

- Eco Lithium
- 105Ah x 2 Battery Packs

MULTIMEDIA

- Eco X Gear 32[®]
- Soundbar
- Eco Sound Subwoofer

OTHER UPGRADES

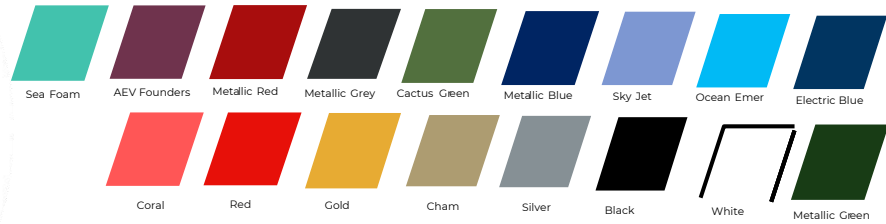
- Custom Key Upgrade
- Enclosure
- Floor Mat
- Clays Basket



GENERAL



COLOR



SEATS



CAPACITY



BATTERY



UPGRADES



WINDSHIELD

DOT Rated With Toughened Flat Glass W/ Electric Wiper

SEATS

Custom Stitched Premium Leather:
- Flat
- Bolstered

BATTERY

- Eco Lithium
- 105Ah x 2 Battery Packs

MULTIMEDIA

- Eco X Gear 32®
- Soundbar
- Eco Sound Subwoofer

OTHER UPGRADES

- Custom Key Upgrade
- Enclosure
- Floor Mat

DIMENSIONS



Overall LxWxH: 142.3in x 47.6in x 75in

Curb Weight: 1490 lbs

BODY CONFIGURATION



Windshield	Folding Acrylic/DOT Approved
Roof	Aluminum Alloy Frame
Floor	Aluminum Profile Non-Slip Floor, High Strength Structure, Corrosion Resistant, Aging Resistant
Mirrors	Adjustable & Foldable Side Mirrors
Lights & Warning Signals	Adjustable High/Low Beam LED Headlights, LED Daytime Running Lights, LED Tail Lights, Brake Lights, Single Arm Combination Turn Signal with Horn Switch
Safety	Safety Retractable Seat Belts & Auto-Lock Electronic Motor Parking Brake With Safety Reverse Buzzer, With 4 Way Emergency Flashers
Dash	Molded Instrument Panel, Locking Glove Box doors, LCD Multi-Media Blue tooth Touch Screen Monitor With External Speakers, LED Speedometer, FNR Switch, Reverse Back Up Camera, Multiple Cup Holders, Double USB & Type C Ports, 12V Power Supply
Steering	Double-Ended Rack And Pinion, Self-Adjusting, With Custom Steering Wheel
Braking System	Four Wheel Hydraulic Disc Brake + Electromagnetic Motor Brake
Front Suspension	Double A-Frame Independent Front Suspension With Coil Spring over Hydraulic Shock Absorbers
Rear Suspension	Coil Springs over Hydraulic Shock Absorbers + Rear Stabilizing Sway Bar, Split Case Transaxle 12.31:1 Gear Ratio
Tires	215x50-12 Tire With Aluminum Alloy Wheels

ELECTRICAL SYSTEM




Controller	Advanced EV Controller 48V 450AMP
Motor	AC Motor 48V/5KW
Charger	ECO 51.2 Volt 15Ah Lithium Onboard Charger
Battery	ECO 51.2 Volt 160 Ah Lithium Battery Pack



GENERAL



COLOR



SEATS



CAPACITY



BATTERY



UPGRADES



WINDSHIELD

DOT Rated With Toughened Flat Glass W/ Electric Wiper

SEATS

Custom Stitched Premium Leather:

- Flat
- Bolstered

BATTERY

- Eco Lithium
- 105Ah x 2 Battery Pack

MULTIMEDIA

- Eco X Gear 32[®]
- Soundbar
- Eco Sound Subwoofer

OTHER UPGRADES

- Custom Key Upgrade
- Enclosure
- Floor Mat

DIMENSIONS



Overall LxWxH: 145.7in x 52in x 79.9in

Curb Weight: 1506 lbs

BODY CONFIGURATION



Windshield	Folding Acrylic/DOT Approved
Roof	Aluminum Alloy Frame
Floor	Aluminum Profile Non-Slip Floor, High Strength Structure, Corrosion Resistant, Aging Resistant
Mirrors	Adjustable & Foldable Side Mirrors
Lights & Warning Signals	Adjustable High/Low Beam LED Headlights, LED Daytime Running Lights, LED Tail Lights, Brake Lights, Single Arm Combination Turn Signal with Horn Switch
Safety	Safety Retractable Seat Belts & Auto-Lock Electronic Motor Parking Brake With Safety Reverse Buzzer, With 4 Way Emergency Flashers
Dash	Molded Instrument Panel, Locking Glove Box doors, LCD Multi-Media Blue tooth Touch Screen Monitor With External Speakers, LED Speedometer, FNR Switch, Reverse Back Up Camera, Multiple Cup Holders, Double USB & Type C Ports, 12V Power Supply
Steering	Double-Ended Rack And Pinion, Self-Adjusting With Custom Steering Wheel
Braking System	Four Wheel Hydraulic Disc Brake + Electromagnetic Motor Brake
Front Suspension	Double A-Frame Independent Front Suspension With Coil Spring over Hydraulic Shock Absorbers
Rear Suspension	Coil Springs over Hydraulic Shock Absorbers + Rear Stabilizing Sway Bar, Split Case Transaxle 16:1 Gear Ratio
Tires	23x10.5-12 Tire With Aluminum Alloy Wheel
Off-Road Aesthetics	Brush Guard + Fender Flares

ELECTRICAL SYSTEM




Controller	Advanced EV Controller 48V 450AMP
Motor	AC Motor 48V/5KW
Charger	ECO 51.2 Volt 15Ah Lithium Onboard Charger
Battery	ECO 51.2 Volt 160Ah Lithium Battery Pack

GENERAL



COLOR



SEATS



CAPACITY



BATTERY



UPGRADES



DIMENSIONS



Overall LxWxH: 173in x 48in x 75in

Curb Weight: 1506 lbs

WINDSHIELD

BODY CONFIGURATION

SEATS

BATTERY

MULTIMEDIA

OTHER UPGRADES

Windshield	Folding Acrylic/DOT Approved
Roof	Aluminum Alloy Frame
Floor	Aluminum Profile Non-Slip Floor, High Strength Structure, Corrosion Resistant, Aging Resistant
Mirrors	Adjustable & Foldable Side Mirrors
Lights & Warning Signals	Adjustable High/Low Beam LED Headlights, LED Daytime Running Lights, LED Tail Lights, Brake Lights, Single Arm Combination Turn Signal with Horn Switch
Safety	Safety Retractable Seat Belts & Auto-Lock Electronic Motor Parking Brake With Safety Reverse Buzzer, With 4 Way Emergency Flashers
Dash	Molded Instrument Panel, Locking Glove Box Doors, LCD Multi-Media Blue tooth Touch Screen Monitor With External Speakers, LED Speedometer, FNR Switch, Reverse Back Up Camera, Multiple Cup Holders, Double USB & Type C Ports, 12V Power Supply
Steering	Double-Ended Rack And Pinion, Self-Adjusting With Custom Steering Wheel
Braking System	Four Wheel Hydraulic Disc Brake + Electromagnetic Motor Brake
Front Suspension	Double A-Frame Independent Front Suspension With Coil Spring over Hydraulic Shock Absorbers
Rear Suspension	Coil Springs over Hydraulic Shock Absorbers + Rear Stabilizing Sway Bar, Split Case Transaxle 16:1 Gear Ratio
Tires	215x50-12 Tire With Aluminum Alloy Wheels
Off-Road Aesthetics	Brush Guard + Fender Flares

ELECTRICAL SYSTEM

Controller	AdvancedEV Controller 48V 450AMP
Motor	AC Motor 48V/5KW
Charger	ECO 51.2 Volt 15Ah Lithium Onboard Charger
Battery	ECO 51.2 Volt 160Ah Lithium Battery Pack



GENERAL COLOR



SEATS



CAPACITY



BATTERY



DIMENSIONS



Overall LxWxH: 117.71in x 47.64in x 75in

Curb Weight: 1301 lbs

BODY CONFIGURATION



Windshield	Folding Acrylic/DOT Approved
Roof	Aluminum Alloy Frame
Floor	Aluminum Profile Non-Slip Floor, High Strength Structure, Corrosion Resistant, Aging Resistant
Mirrors	Adjustable & Foldable Side Mirrors
Lights & Warning Signals	Adjustable High/Low Beam LED Headlights, LED Daytime Running Lights, LED Tail Lights, Brake Lights, Single Arm Combination Turn Signal with Horn Switch
Safety	Safety Retractable Seat Belts & Auto-Lock Electronic Motor Parking Brake With Safety Reverse Buzzer, With 4 Way Emergency Flashers
Dash	Molded Instrument Panel, Locking Glove Box Doors, LCD Multi-Media Blue touch Screen Monitor With External Speakers, LED Speedometer, FNR Switch, Reverse Back Up Camera, Multiple Cup Holders, Double USB & Type C Ports, 12V Power Supply
Steering	Double-Ended Rack And Pinion, Self-Adjusting With Custom Steering Wheel
Braking System	Four Wheel Hydraulic Disc Brake + Electromagnetic Motor Brake
Front Suspension	Double A-Frame Independent Front Suspension With Coil Spring over Hydraulic Shock Absorbers
Rear Suspension	Coil Springs over Hydraulic Shock Absorbers + Rear Stabilizing Sway Bar, Split Case Transaxle 14:1 Gear Ratio
Tires	215x50-12 Tire With Aluminum Alloy Wheels

ELECTRICAL SYSTEM



Controller	Advanced EV Controller 48V 450AMP
Motor	AC Motor 48V/5KW
Charger	ECO 51.2 Volt 15Ah Lithium Onboard Charger
Battery	ECO 51.2 Volt 105Ah Lithium Battery Pack

Upgrades



WINDSHIELD

- DOT Rated With Toughened Flat Glass W/ Electric Wiper

SEATS

- Custom Stitched Premium Leather:
- Flat
- Bolstered

BATTERY

- Eco Lithium 160AH
- Battery Pack

MULTIMEDIA

- EcoXGear 32 ®

OTHER UPGRADES

- Custom Key Upgrade
- Enclosure
- Floor Mat

ADVENT CLICK | ADVANCED EV

ADVENT 2 CLICK



GENERAL COLOR



SEATS



CAPACITY



BATTERY



UPGRADES



WINDSHIELD

- DOT Rated With Toughened Flat Glass W/ Electric Wiper

SEATS

- Custom Stitched Premium Leather:
- Flat
- Bolstered

BATTERY

- Eco Lithium
- 160Ah Battery Pack

MULTIMEDIA

- Eco X Gear 3[®]
- Soundbar
- Eco Sound Subwoofer

OTHER UPGRADES

- Custom Key Upgrade
- Enclosure
- Floor Mat
- Golf Club Protector

DIMENSIONS



Overall LxWxH: 107.9in x 47.6in x 71.7in

Curb Weight: 1235 lbs

BODY CONFIGURATION



Windshield	Folding Acrylic/DOT Approved
Roof	Aluminum Alloy Frame
Floor	Aluminum Profile Non-Slip Floor, High Strength Structure, Corrosion Resistant, Aging Resistant
Mirrors	Adjustable & Foldable Side Mirrors
Lights & Warning Signals	Adjustable High/Low Beam LED Headlights, LED Daytime Running Lights, LED Tail Lights, Brake Lights, Single Arm Combination Turn Signal with Horn Switch
Safety	Safety Retractable Seat Belts With Safety Reverse Buzzer, With 4 Way Emergency Flashers
Dash	Molded Instrument Panel, Locking Glove Box Doors, LCD Multi-Media Blue tooth Touch Screen Monitor With External Speakers, LED Speedometer, FNR Switch, Reverse Back Up Camera, Multiple Cup Holders, Double USB & Type C Ports, 12V Power Supply
Steering	Double-Ended Rack And Pinion, Self-Adjusting With Custom Steering Wheel
Braking System	Rear Wheel Mechanical Cable Assist Drum Brakes + Brake Pedal Locking Cable assist Parking Brake
Front Suspension	Double A-Frame Independent Front Suspension With Coil Spring over Hydraulic Shock Absorbers
Rear Suspension	Coil Springs over Hydraulic Shock Absorbers + Rear Stabilizing Sway Bar, Split Case Transaxle 12.31:1 Gear Ratio
Tires	215x50-12 Tire With Aluminum Alloy Wheels

ELECTRICAL SYSTEM



Controller	Advanced EV Controller 48V 450AMP
Motor	AC Motor 48V/5KW
Charger	ECO 51.2 Volt 15Ah Lithium Onboard Charger
Battery	ECO 51.2 Volt 105Ah Lithium Battery Pack

ADVENT CLICK | ADVANCED EV

ADVENT 4 CLICK

GENERAL



COLOR



SEATS



CAPACITY



BATTERY



DIMENSIONS



Overall LxWxH: 109.6in x 47.6in x 75.2in

Curb Weight: 1290 lbs

BODY CONFIGURATION



Windshield	Folding Acrylic/DOT Approved
Roof	Aluminum Alloy Frame
Floor	Aluminum Profile Non-Slip Floor, High Strength Structure, Corrosion Resistant, Aging Resistant
Mirrors	Adjustable & Foldable Side Mirrors
Lights & Warning Signals	Adjustable High/Low Beam LED Headlights, LED Daytime Running Lights, LED Tail Lights, Brake Lights, Single Arm Combination Turn Signal with Horn Switch
Safety	Safety Retractable Seat Belts & Mechanical Parking Brake System With Safety Reverse Buzzer, With 4 Way Emergency Flashers
Dash	Molded Instrument Panel, Locking Glove Box Doors, LCD Multi-Media Blue tooth Touch Screen Monitor With External Speakers, LED Speedometer, FNR Switch, Reverse Back Up Camera, Multiple Cup Hdders, Double USB & Type C Ports, 12V Power Supply
Steering	Double-Ended Rack And Pinion, Self-Adjusting, With Custom Steering Wheel
Braking System	Rear Wheel Mechanical Cable assist Drum Brakes With Brake Pedal Locking Cable Assist Parking Brake
Front Suspension	Double A-Frame Independent Front Suspension With Coil Spring over Hydraulic Shock Absorbers
Rear Suspension	Coil Springs over Hydraulic Shock Absorbers + Rear Stabilizing Sway Bar, Gear Ratio 12.31:1 Transaxle
Tires	21x 50-12 Tire With Aluminum Alloy Wheel

ELECTRICAL SYSTEM



Controller	Advanced EV Controller 48V 350AMP
Motor	AC Motor 48V/4KW
Charger	ECO 51.2 Volt 15Ah Lithium Onboard Charger
Battery	ECO 51.2 Volt 105Ah Lithium Battery Pack

UPGRADES



WINDSHIELD

- DOT Rated With Toughened Flat Glass W/ Electric Wiper

SEATS

- Custom Stitched Premium Leather:
 - Flat
 - Bolstered

BATTERY

- Eco Lithium Battery Pack/160 AMP

MULTIMEDIA

- Eco X Gear 3[®]
- Soundbar
- Eco Sound Subwoofer

OTHER UPGRADES

- Flip-to-Golf Kit
- Custom Key Upgrade
- Enclosure
- Floor Mat
- Nerf Bars



ADVENT CLICK | ADVANCEDEV

ADVENT 4L CLICK

GENERAL COLOR



SEATS



CAPACITY



BATTERY



DIMENSIONS



Overall LxWxH: 115.4in x 53.9in x 81.1in

Curb Weight: 1345 lbs

BODY CONFIGURATION



Windshield	Folding Acrylic/DOT Approved
Roof	Aluminum Alloy Frame
Floor	Aluminum Profile Non-Slip Floor, High Strength Structure, Corrosion Resistant, Aging Resistant
Mirrors	Adjustable & Foldable Side Mirrors
Lights & Warning Signals	Adjustable High/Low Beam LED Headlights, LED Daytime Running Lights, LED Tail Lights, Brake Lights, Single Arm Combination Turn Signal with Horn Switch
Safety	Safety Retractable Seat Belts & With Safety Reverse Buzzer, With 4 Way Emergency Flashers
Dash	Molded Instrument Panel, Locking Glove Box Doors, LCD Multi-Media Blue tooth Touch Screen Monitor With External Speakers, LED Speedometer, FNR Switch, Reverse Back Up Camera, Multiple Cup Holders, Double USB & Type C Ports, 12V Power Supply
Steering	Double-Ended Rack And Pinion, Self-Adjusting With Custom Steering Wheel
Braking System	Rear Wheel Mechanical Cable Assist Drum Brakes With Brake Pedal Locking Cable assist Parking Brake
Front Suspension	Double A-Frame Independent Front Suspension With Coil Spring over Hydraulic Shock Absorbers
Rear Suspension	Coil Springs Over Hydraulic Shock Absorbers, Rear Stabilizing Sway Bar, Split Case Transaxle 12.31:1 Gear Ratio
Tires	23x10.5x12 Tire With Aluminum Alloy Wheel

ELECTRICAL SYSTEM



Controller	AdvancedEV Controller 48V 450AMP
Motor	AC Motor 48V/5KW
Charger	ECO 51.2 Volt 15Ah Lithium Onboard Charger
Battery	ECO 51.2 Volt 105Ah Lithium Battery Pack

UPGRADES



WINDSHIELD

- DOT Rated With Toughened Flat Glass + Electric Wiper

SEATS

- Custom Stitched Premium Leather:
 - Flat
 - Bolstered

BATTERY

- Eco Lithium Battery Pack/160 AMP

MULTIMEDIA

- Eco X Gear 3[®]
- Soundbar
- Eco Sound Subwoofer

OTHER UPGRADES


- Custom Key Upgrade
- Enclosure
- Floor Mat
- Clays Basket
- Nerf Bars



GENERAL

AMBULANCE

COLOR



SEATING CAPACITY



BATTERY



UPGRADES

WINDSHIELD

- DOT Rated With Toughened Flat Glass W/ Electric Wiper

SEATS

- Stitched Flat Premium Leather

BATTERY

- Eco Lithium 105Ah x2 Battery Pack

MULTIMEDIA

- Eco X Gear 3[®]
- Soundbar
- Eco Sound Subwoofer

OTHER UPGRADES

- Custom Key Upgrade

DIMENSIONS

Overall LxWxH: 11'10"L x 3'11.6"W x 6.47'H approx

Max Speed: 19MPH

Box Loading Capacity: 892 lbs

Curb Weight: 1790 lbs

BODY CONFIGURATION

Windshield	Folding Acrylic/DOT Approved
Roof	Aluminum Alloy Frame
Floor	Aluminum Profile Non-Slip Floor, High Strength Structure, Corrosion Resistant, Aging Resistant
Mirrors	Adjustable & Foldable Side Mirrors
Lights & Warning Signals	Adjustable High/Low Beam LED Headlights, LED Daytime Running Lights, LED Tail Lights, Brake Lights, Single Arm Combination Turn Signal with Horn Switch
Safety	Safety Retractable Seat Belts & With Safety Reverse Buzzer, With 4 Way Emergency Flashers
Dash	Molded Instrument Panel, Locking Glove Box Doors, LCD Multi-Media Blue tooth Touch Screen Monitor With External Speakers, LED Speedometer, FNR Switch, Reverse Back Up Camera, Multiple Cup Hdders, Double USB & Type C Ports, 12V Power Supply
Steering	Double-Ended Rack And Pinion, Self-Adjusting With Custom Steering Wheel
Braking System	Four Wheel Hydraulic Disc Brake W/ Electromagnetic Motor Parking Brake
Front Suspension	Double A-Frame Independent Front Suspension With Coil Spring over Hydraulic Shock Absorbers
Rear Suspension	HD Coil Springs over Hydraulic Shock Absorbers + Rear Stabilizing Sway Bar, Split Case Transaxle 16:1 Gear Ratio
Tires	215x50-12 Tire With Aluminum Alloy Wheels

ELECTRICAL SYSTEM

Controller	AdvancedEV Controller 48V 450AMP
Motor	AC Motor 48V/5KW
Charger	ECO 51.2 Volt 15Ah Lithium Onboard Charger
Battery	ECO 51.2 Volt 160Ah Lithium Battery Pack



GENERAL



COLOR

Black



Metallic Green



White



SEATS

Gray



PASSENGERS



BATTERY



DIMENSIONS



Overall LxWxH: 9'L x 4'W x 6'H

Box LxWxH: 30"L x 42"W x 8"H

Carrying Capacity: 400 lbs Max

Max Speed: 19 MPH

Curb Weight: 1290 lbs

BODY CONFIGURATION



Windshield	Folding Acrylic PP/DOT Approved
Roof	Injection Molding - Black
Floor	Aluminum Profile Non-Slip Floor, High Strength Structure, Corrosion Resistant, Aging Resistant
Mirrors	Adjustable & Foldable Side Mirrors
Lights	Adjustable High/Low Beam LED Headlights, LED Daytime Running Lights, LED Tail Lights, Brake Lights, Single Arm Combination Turn Signal with Horn Switch
Safety	Safety Retractable Seat Belts & Auto-Lock Electronic Motor Parking Brake With Safety Reverse Buzzer, With Way Emergency Flashers
Dash	Molded Instrument Panel, Locking Glove Box Doors, LCD Multi-Media Bluetooth With Touch Screen Monitor W/External Speakers, LED Speedometer, FNR Switch, Reverse Back Up Camera, Multiple Cup Holders, Double USB & Type C Ports, 12V Power Supply
Steering	Double-Ended Rack And Pinion, Self-Adjusting, With Custom Steering Wheel
Braking System	Four Wheel Hydraulic Disc Brake + Electromagnetic Motor Parking Brake
Suspension	Double A-Frame Independent Front Suspension With Coil Spring over Hydraulic Shock Absorbers HD Coil Springs over Hydraulic Shock Absorbers + Rear Stabilizing Sway Bar, Split Case Transaxle 12:31.1 Gear Ratio
Tires	215x 50-12 Tire With Aluminum Alloy Wheels

ELECTRICAL SYSTEM



Controller	AdvancedEV Controller 48V 450AMP
Motor	AC Motor 48V/5KW
Charger	ECO 51.2 Volt 15Ah Lithium Onboard Charger
Battery	ECO 51.2 Volt 105Ah Lithium Battery Pack - Upgrade ECO 51.2 Volt 160Ah Lithium Battery Pack



GENERAL



COLOR

Black



Metallic Green



White



SEATS

Gray



PASSENGERS



BATTERY



DIMENSIONS



Overall LxWxH: 11'11"L x 3'10"W x 6'H
 Box LxWxH: 5'9"L x 3'6"W x 10"H

Carrying Capacity: 1100 lbs Approx
 Curb Weight: 1490 lbs

Max Speed: 19 MPH

BODY CONFIGURATION



Windshield	Folding Acrylic/DOT Approved
Roof	Aluminum Alloy Frame
Floor	Aluminum Profile Non-Slip Floor, High Strength Structure, Corrosion Resistant, Aging Resistant
Mirrors	Adjustable & Foldable Side Mirrors
Lights	Adjustable High/Low Beam LED Headlights, LED Daytime Running Lights, LED Tail Lights, Brake Lights, Single Arm Combination Turn Signal with Horn Switch
Safety	Safety Retractable Seat Belts With Safety Reverse Buzzer, With 4 Way Emergency Flashers
Dash	Molded Instrument Panel, Locking Glove Box Doors, LCD Multi-Media Bluetooth Touch Screen Monitor W/External Speakers, LED Speedometer, FNR Switch, Reverse Back Up Camera, Multiple Cup Holders, Double USB & Type C Ports, 12V Power Supply
Steering	Double-Ended Rack And Pinion, Self-Adjusting, With Custom Steering Wheel
Braking System	Four Wheel Hydraulic Disc Brake + Electromagnetic Motor Parking Brake
Suspension	Double A-Frame Independent Front Suspension + Coil Spring over Hydraulic Shock Absorbers HD Rear Coil Springs over Hydraulic Shock Absorbers + Rear Stabilizing Sway Bar, Split Case Transaxle 16:1 Gear Ratio
Tires	215x 50-12 Tire With Aluminum Alloy Wheels

ELECTRICAL SYSTEM



Controller	AdvancedEV Controller 48V 450AMP
Motor	AC Motor 48V/5KW
Charger	ECO 51.2 Volt 15Ah Lithium Onboard Charger
Battery	ECO 51.2 Volt 160Ah Lithium Battery Pack



GENERAL



COLOR

Black



Metallic Green



White



SEATS

Gray



PASSENGERS



BATTERY



DIMENSIONS



Overall LxWxH: 11'10"L x 3'10"W x 6'H
 Bed LxWxH: 5'9"L x 3'7"W x 10"H

Carrying Capacity w/ Lithium Battery Pack: 1334 lbs Approx
 Carrying Capacity w/ Flooded Batteries: 1100 lbs Approx

Max Speed: 19 MPH
 Curb Weight: 1506 lbs

BODY CONFIGURATION



Windshield	Folding Acrylic/DOT Approved
Roof	Aluminum Alloy Frame
Floor	Aluminum Profile Non-Slip Floor, High Strength Structure, Corrosion Resistant, Aging Resistant
Mirrors	Adjustable & Foldable Side Mirrors
Lights	Adjustable High/Low Beam LED Headlights, LED Daytime Running Lights, LED Tail Lights, Brake Lights, Single Arm Combination Turn Signal with Horn Switch
Safety	Safety Retractable Seat Belts With Safety Reverse Buzzer, With 4 Way Emergency Flashers
Dash	Molded Instrument Panel, Locking Glove Box Doors, LCD Multi-Media Bluetooth Touch Screen Monitor With External Speakers, LED Speedometer, FNR Switch, Reverse Back Up Camera, Multiple Cup Holders, Double USB & Type C Ports, 12V Power Supply
Steering	Double-Ended Rack And Pinion, Self-Adjusting, With Custom Steering Wheel
Braking System	Four Wheel Hydraulic Disc Brake + Electromagnetic Motor Parking Brake
Suspension	Double A-Frame Independent Front Suspension W/ Coil Spring over Hydraulic Shock, Rear Coil Springs over Hydraulic Shock Absorbers + Rear Stabilizing Sway Bar, Split Case Transaxle 16:1 Gear Ratio
Tires	215x 50-12 Tire With Aluminum Alloy Wheels

ELECTRICAL SYSTEM



Controller	AdvancedEV Controller 48V 450AMP
Motor	AC Motor 48V/5KW
Charger	ECO 51.2 Volt 15Ah Lithium Onboard Charger
Battery	ECO 51.2 Volt 160Ah Lithium Battery Pack



GENERAL



COLOR

Black



Metallic Green



White



SEATS

Gray



PASSENGERS



BATTERY



DIMENSIONS



Overall LxWxH: 11'11"L x 4'3"W x 6'6"H
 Box LxWxH: 5'9"L x 3'6"W x 10"H

Carrying Capacity: 1100 lbs Max
 Bed load capacity: 700 lbs

Max Speed: 19 MPH
 Ground Clearance : 8"
 Curb Weight: 1608 lbs

BODY CONFIGURATION



Windshield	Folding Acrylic/DOT Approved
Roof	Aluminum Alloy Frame
Floor	Aluminum Profile Non-Slip Floor, High Strength Structure, Corrosion Resistant, Aging Resistant
Mirrors	Adjustable & Foldable Side Mirrors
Lights	Adjustable High/Low Beam LED Headlights, LED Daytime Running Lights, LED Tail Lights, Brake Lights, Single Arm Combination Turn Signal with Horn Switch
Safety	Safety Retractable Seat Belts With Safety Reverse Buzzer, With 4 Way Emergency Flashers
Dash	Molded Instrument Panel, Locking Glove Box Doors, LCD Multi-Media Bluetooth Touch Screen With External Speakers, LED Speedometer, FNR Switch, Reverse Back Up Camera, Multiple Cup Holders, Double USB & Type C Ports, 12V Power Supply
Steering	Double-Ended Rack And Pinion, Self-Adjusting, With Custom Steering Wheel
Braking System	Four Wheel Hydraulic Disc Brake + Electromagnetic Motor Parking Brake
Suspension	Double A-Frame Independent Front Suspension With Coil Spring over Hydraulic Shock Absorbers Rear Coil Springs over Hydraulic Shock Absorbers + Rear Stabilizing Sway Bar, Split Case Transaxle 16:1 Gear Ratio
Tires	23 x 10.5-12 Tire With Aluminum Alloy Wheels

ELECTRICAL SYSTEM



Controller	AdvancedEV Controller 48V 450AMP
Motor	AC Motor 48V/5KW
Charger	ECO 51.2 Volt 15Ah Lithium Onboard Charger
Battery	ECO 51.2 Volt 160Ah Lithium Battery Pack



GENERAL



COLOR

Black



Metallic Green



White



SEATS

Gray



PASSENGERS



BATTERY



DIMENSIONS



Overall LxWxH: 11'9"L x 3'10"W x 6'H

Box LxWxH: 4.6' L x 3.6'W x 3.3'H

PERFORMANCE



Max Speed: 19 MPH

Max Climbing Ability: 10%

Box Loading Capacity: 882 lbs

Curb Weight: 1705 lbs

BODY CONFIGURATION



Windshield	Folding Acrylic/DOT Approved
Roof	Aluminum Alloy Frame
Floor	Aluminum Profile Non-Slip Floor, High Strength Structure, Corrosion Resistant, Aging Resistant
Mirrors	Adjustable & Foldable Side Mirrors
Lights	Adjustable High/Low Beam LED Headlights, LED Daytime Running Lights, LED Tail Lights, Brake Lights, Single Arm Combination Turn Signal with Horn Switch
Safety	Safety Retractable Seat Belts With Safety Reverse Buzzer, With 4 Way Emergency Flashers
Dash	Molded Instrument Panel, Locking Glove Box Doors, LCD Multi-Media Bluetooth Touch Screen Monitor With External Speakers, LED Speedometer, FNR Switch, Reverse Back Up Camera, Multiple Cup Holders, Double USB & Type C Ports, 12V Power Supply
Steering	Double-Ended Rack And Pinion, Self-Adjusting, With Custom Steering Wheel
Braking System	Four Wheel Hydraulic Disc Brake + Electromagnetic Motor Parking Brake
Suspension	Double A-Frame Independent Front Suspension + Coil Spring over Hydraulic Shock Absorbers HD Rear Coil Springs over Hydraulic Shock Absorbers + Rear Stabilizing Sway Bar, Split Case Transaxle 16:1 Gear Ratio
Tires	23 x 10.5-12 Tire With Aluminum Alloy Wheels

ELECTRICAL SYSTEM



Controller	AdvancedEV Controller 48V 450AMP
Motor	AC Motor 48V/5KW
Charger	ECO 51.2 Volt 15Ah Lithium Onboard Charger
Battery	ECO 51.2 Volt 160Ah Lithium Battery Pack



GENERAL



COLOR

Black



Metallic Green



White



SEATS

Gray



PASSENGERS



BATTERY



DIMENSIONS



Overall LxWxH: 11'10"L x 3'10"W x 6'H

Box LxWxH: 4.59'L x 4.04'W x 3.82'H

Solar Panel LxW: 110.5"L x 40.5"W

PERFORMANCE



Max Speed: 19 MPH

Range: 68-80 Mile (Flat Road)

Max Climbing Ability: 18%

Box Loading Ability: 441 lbs

Curb Weight: 1829 lbs

BODY CONFIGURATION

Windshield	Folding Acrylic/DOT Approved
Roof	Aluminum Alloy Frame
Floor	Aluminum Profile Non-Slip Floor, High Strength Structure, Corrosion Resistant, Aging Resistant
Mirrors	Adjustable & Foldable Side Mirrors
Lights	Adjustable High/Low Beam LED Headlights, LED Daytime Running Lights, LED Tail Lights, Brake Lights, Single Arm Combination Turn Signal with Horn Switch
Safety	Safety Retractable Seat Belts With Safety Reverse Buzzer, With 4 Way Emergency Flashers
Dash	Molded Instrument Panel, Locking Glove Box Doors, LCD Multi-Media Bluetooth Touch Screen Monitor With External Speakers, LED Speedometer, FNR Switch, Reverse Back Up Camera, Multiple Cup Holders, Double USB & Type C Ports, 12V Power Supply
Steering	Double-Ended Rack And Pinion, Self-Adjusting, W/ Custom Steering Wheel
Braking System	Four Wheel Hydraulic Disc Brake + Electromagnetic Motor Parking Brake
Suspension	Double A-Frame Independent Front Suspension W/ Coil Spring over Hydraulic Shock Absorbers, HD Rear Coil Springs over Hydraulic Shock Absorbers + Rear Stabilizing Sway Bar, Split Case Transaxle 16:1 Gear Ratio
Tires	23 x 10.5-12 Tire With Aluminum Alloy Wheels

ELECTRICAL SYSTEM



Controller	Advanced EV Controller 48V 450AMP
Motor	AC Motor 48V/5KW
Charger	ECO 51.2 Volt 15Ah Lithium Onboard Charger
Battery	ECO 51.2 Volt 105Ah x 2 Lithium Battery Pack
Solar Panel	4*135W + MPPT Solar Charge

Infinity Shuttle



GENERAL



COLOR

Black



Metallic Green



Yellow



Metallic Blue



White



SEATS

Gray



Upgrade

Black



Tan



PASSENGERS



BATTERY



A/C



Upgrade

**DUAL
ROOF
MOUNTED
A/C UNITS**

BODY CONFIGURATION



Windshield	Standard Laminated Safety Glass Windshield with Wiper Approved
Roof	Plastic Injection W/ Dual Roof A/C Units
Floor	Aluminum Profile Non-Slip Floor, High Strength Structure, Corrosion Resistant, Aging Resistant
Mirrors	Adjustable & Foldable Side Mirrors
Lights	Standard High/Low Beam LED Headlights, LED Daytime Running Lights, LED Tail Lights, Brake Lights, Single Arm Combination Turn Signal with Horn Switch - With Upgrade Available Roof Cabin Lights
Safety	Safety Retractable Seat Belts Safety Reverse Buzzer, With 4 Way Emergency Flashers
Dash	Molded Instrument Panel, Digital Speedometer, LCD Multi-Media Bluetooth Touch Screen Monitor With External Speakers, FNR Switch, Reverse Back Up Camera, Multiple Cup Holders, Double USB & Type C Ports, 12V Power Supply, State of Charge Meter
Steering	Double-Ended Rack And Pinion, Self-Adjusting,
Braking System	Front Wheel Hydraulic Disc Brake + Rear Drum Hand Parking Brake With Vacuum Brake Booster
Suspension	Double A-Frame Independent Front Suspension With Coil Spring over Hydraulic Shock Absorbers Rear: Split Case 16:1 Transaxle w/ Leaf Springs + HD Hydraulic Shock Absorbers
Tires	165x70x13 Tire on a Steel Wheel - Upgradable to Aluminum Alloy Wheel

ELECTRICAL SYSTEM



Controller	AdvancedEV Controller 96V 580AMP
Motor	AC Motor 96V/20KW
Charger	96 Volt 30Amp. Lithium Onboard Charger
Battery	96 Volt 315Ah Lithium Battery Pack / 30.24KWh

Eclipse Shuttle



GENERAL



COLOR



SEATS



PASSENGERS



BATTERY



DIMENSIONS



Overall LxWxH: 16.3' x 4.95' x 6. 7' Ground Clearance: 5.5"

PERFORMANCE



Max Speed: 19 MPH Range on Flat Ground: 140-150 Miles Max Climbing Ability (Loaded): 25%

BODY CONFIGURATION

Windshield	Folding Acrylic/DOT Approved
Roof	Aluminum Alloy Frame
Floor	Aluminum Profile Non-Slip Floor, High Strength Structure, Corrosion Resistant, Aging Resistant
Mirrors	Adjustable & Foldable Side Mirrors
Lights	Standard High/Low Beam LED Headlights, Daytime LED Running Lights, LED Tail Lights, Brake Lights, Single Arm Combination Turn Signal with Horn Switch - Upgrade Available Roof Cabin Lights
Safety	Safety Retractable Seat Belts & Lamenated Safety Glass Windshield and Wiper With Safety Reverse Buzzer, 4 Way Emergency Flashers
Dash	Molded Instrument Panel, LCD Multi-Media Touch Screen Monitor W/ Bluetooth External Speakers, Digital Speedometer, FNR Switch, Reverse Back Up Camera, Multiple Cup Holders, Double USB & Type C Ports, 12V Power Supply, State of Charge Meter
Steering	Double-Ended Rack And Pinion, Self-Adjusting Custom Steering Wheel
Braking System	Front Wheel Hydraulic Disc Brakes + Rear Drum Brakes + Hand Parking Brake, Electric Vacuum Booster Brake System
Suspension	Double A-Frame Independent Front Suspension With HD Coil Spring over Hydraulic Shock Absorbers Rear: Split Case 16:1 Transaxle With Leaf Springs + HD Hydraulic Shock Absorbers
Tires	165x70x13 Tire With Steel Wheel Upgrade to 13" Aluminum Alloy Wheels

ELECTRICAL SYSTEM

Controller	AdvancedEV Controller 96V 580AMP
Motor	AC Motor 96V/20KW
Charger	96 Volt 30Amp. Lithium Onboard Charger
Battery	96 Volt 315Ah / 30.24 KWh Lithium Battery Pack

Nebula Shuttle



GENERAL



COLOR

Black



Metallic Green



Yellow



White



SEATS

Gray



Upgrade

Black



Tan



PASSENGERS



BATTERY



A/C



Upgraded:

DUAL ROOF MOUNTED A/C UNITS

DIMENSIONS



Overall LxWxH: 16.3' x 4.95' x 6. 7'

Ground Clearance: 5.5"

PERFORMANCE



Max Speed: 19 MPH

Range on Flat Ground: 140-150 Miles

Max Climbing Ability (Loaded): 25%

BODY CONFIGURATION

Windshield	Standard Laminated Safety Glass Windshield with Wiper
Roof	Plastic Injection
Floor	Aluminum Profile Non-Slip Floor, High Strength Structure, Corrosion Resistant, Aging Resistant
Mirrors	Adjustable & Foldable Side Mirrors
Lights	Standard High/Low Beam LED Headlights, LED Daytime Running Lights, LED Tail Lights, Brake Lights, Single Arm Combination Turn Signal with Horn Switch - Upgrade Roof Cabin Lights
Safety	Safety Retractable Seat Belts, With Safety Reverse Buzzer, 4 Way Emergency Flashers
Dash	Molded Instrument Panel, LCD Multi-Media Touch Screen Monitor. W/ Bluetooth External Speakers, Digital Speedometer, FNR Switch, Reverse Back Up Camera, Multiple Cup Holders, Double USB & Type C Ports, 12V Power Supply, State Of Charge Meter
Steering	Double-Ended Rack And Pinion, Self-Adjusting Custom Steering Wheel, - Upgrade Electronic Power Steering
Braking System	Front Wheel Hydraulic Disc Brake + Rear Drum Brake + Handbrake + Electric Vacuum Booster Brake System
Suspension	Double A-Frame Independent Front Suspension + HD Coil Spring over Hydraulic Shock Absorbers Rear Split Case Transaxle, Gear Ratio 16:1 W/ Leaf Spring w/ HD Hydraulic Shock Absorbers
Tires	165x70x13 Tire w/ Steel Wheel - Upgrade Aluminum Alloy Wheels

ELECTRICAL SYSTEM

Controller	Advanced EV Controller 96V 580AMP
Motor	AC Motor 96V/20KW
Charger	96 Volt 30A Lithium Onboard Charger
Battery	96 Volt 315Ah / 30.24 KWh Lithium Battery Pack

Nebula Shuttle



GENERAL



COLOR

Black



Metallic Green



Yellow



White



SEATS

Gray



Upgrade

Black



Tan



PASSENGERS



BATTERY



DIMENSIONS



Overall LxWxH: 18.9' x 4.95' x 6.7'

Ground Clearance: 6.10"

PERFORMANCE



Max Speed: 19 MPH Range on Flat Ground: 140-150 Miles Max Climbing Ability (Loaded): 25%

BODY CONFIGURATION

Windshield	Standard Laminated Safety Glass Windshield w/ Wiper
Roof	Plastic Injection
Floor	Aluminum Profile Non-Slip Floor, High Strength Structure, Corrosion Resistant, Aging Resistant
Mirrors	Adjustable & Foldable Side Mirrors
Lights	Standard High/Low Beam LED Headlights, LED Daytime Running Lights, LED Tail Lights, Brake Lights, Single Arm Combination Turn Signal with Horn Switch
Safety	Safety Retractable Seat Belts, Safety Reverse Buzzer, 4 Way Emergency Flashers
Dash	Molded Instrument Panel, LCD Multi-Media Touch Screen Monitor W/ Bluetooth External Speakers, Digital Speedometer, FNR Switch, Reverse Back Up Camera, Multiple Cup Holders, Double USB & Type C Ports, 12V Power Supply, State of Charge Meter
Steering	Double-Ended Rack And Pinion, Self-Adjusting Custom Steering Wheel - Upgrade to Electric Power Steering
Braking System	Front Wheel Hydraulic Disc Brake w/ Rear Drum Brake + Handbrake Parking Brake + Electric Vacuum Booster Brake
Suspension	Double A-Frame Independent Front Suspension + HD Coil Spring over Hydraulic Shock Absorbers Rear: Split Case Transaxle 16:1 With Leaf Springs + HD Hydraulic Shock Absorbers
Tires	165x70x13 Tire With Steel Wheel - Upgrade Aluminum Alloy Wheels

ELECTRICAL SYSTEM



Controller	AdvancedEV Controller 96V 580AMP
Motor	AC Motor 96V/20KW
Charger	96 Volt 30A Lithium Onboard Charger
Battery	96Volt 315Ah 30.24 KWh Lithium Battery Pack